

Photovoltaic Fuse Links for Solar Panel Applications

String Protection Fuse Links 1A to 20A 1000Vdc

PV Series



Catalogue Symbol: PV-(amp rating)A10F
PV-(amp rating)A10-T
PV-(amp rating)A10-1P
PV-(amp rating)A10-2P

Class of Operation: gPV fuse links

Fuse Holders: PCB Clip: 1A3400-09
Modular fuse holder:
CHM1D-PV-IEC
CHPV1 (1-pole non-indicating)
CHPV1I (1-pole neon indicating)
Fuse Block: BM603xPQ*

* self certified for 1000Vdc

Standards/Approvals: IEC 60269, RoHS compliant

Description: A range of fuse links in a 10x38mm package specifically designed for the protection and isolation of photovoltaic strings. The fuse links are capable of interrupting low overcurrents associated with faulted PV (reverse current, multi-array fault) string arrays.

Packaging: MOQ: 10
Packaging 100% recyclable

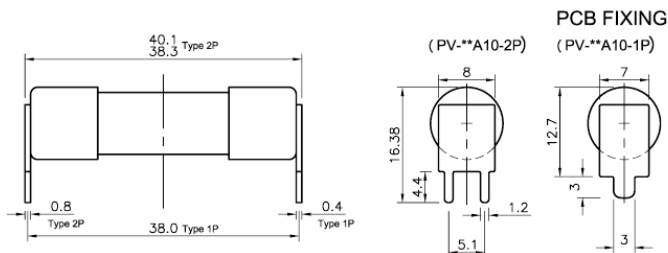
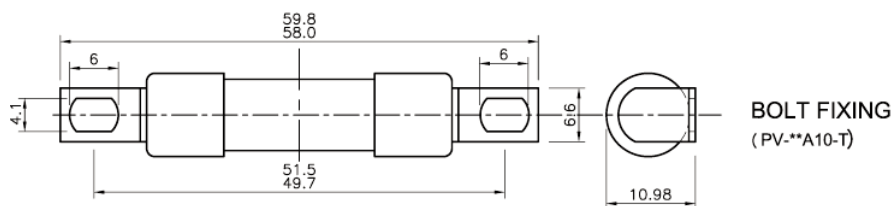
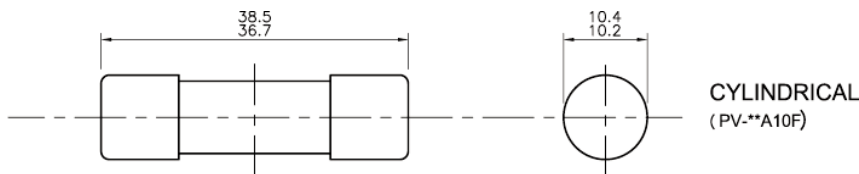
Technical Data:
Rated Voltage: 1000Vdc/900Vdc (20A only)
Amps: 1-6A, 8-15A and 20A
Rated Breaking Capacity: 1-6A: 40kAdc
8-15A: 33kAdc
20A: 10kAdc

Min Interrupting Rating: $1.3 \times I_n$

PV Fuse Coordination w/: Thin film cells and 4", 5" and 6" crystalline silicon cells.

Time Constant: Under 1 ms

Dimensions - mm



The only controlled copy of this Data Sheet is the electronic read-only version located on the Cooper Bussmann Network Drive. All other copies of this document are by definition uncontrolled. This bulletin is intended to clearly present comprehensive product data and provide technical information that will help the end user with design applications. Cooper Bussmann reserves the right, without notice, to change design or construction of any products and to discontinue or limit distribution of any products. Cooper Bussmann also reserves the right to change or update, without notice, any technical information contained in this bulletin. Once a product has been selected, it should be tested by the user in all possible applications.

Photovoltaic Fuse Links for Solar Panel Applications

String Protection Fuse Links 1A to 20A 1000Vdc

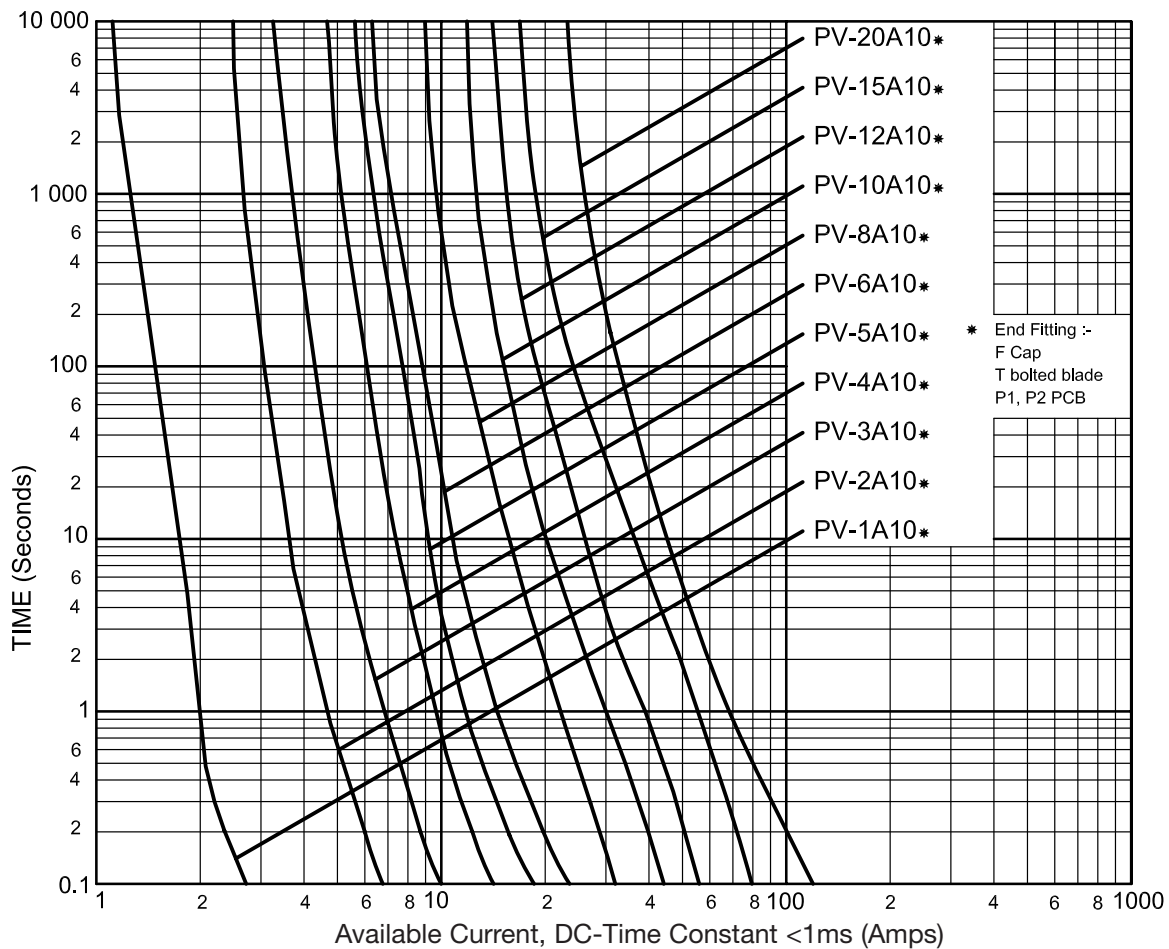
PV Series

Technical Data

Part Number	Current Rating (Amps)	Energy Integrals I ² t (A ² s)		Watts Loss	
		Pre-Arcing	Total at 1000V	0.8 I _n	I _n
PV-1A10F	1	0.15	0.4	0.8	1.5
PV-2A10F	2	1.2	3.4	0.6	1.0
PV-3A10F	3	4	11	0.8	1.3
PV-4A10F	4	9.5	26	1.0	1.3
PV-5A10F	5	19	50	1.0	1.6
PV-6A10F	6	30	90	1.1	1.8
PV-8A10F	8	3	32	1.2	2.1
PV-10A10F	10	7	70	1.2	2.3
PV-12A10F	12	12	120	1.5	2.7
PV-15A10F	15	22	220	1.7	2.9
PV-20A10F*	20	34	240*	2.1	3.5

* 900Vdc

Time-Current Characteristics



Photovoltaic Fuse Links for Solar Panel Applications

String Protection Fuse Links 1A to 20A 1000Vdc

PV Series

Temperature Derating

